

Specifications:

Description: Our Twist-In Power System (TIPS) provides flexibility when meeting your lighting luminaire needs. Our unique “twist-in” jumpers (TIJ) can be located anywhere along our “twist in” power grid (TIPG) that can be mounted vertically or horizontally. Simply twist-in to connect, to pull the cable up from the power grid and twist-out to change locations. Your lighting luminaire location changes are easy with TIPS!

LEDingEDGE luminaires, drivers, junction boxes, Twist-in power grids and jumpers are all sold separately to give you the flexibility to meet your specific needs.

Steps to Installing TIPS:

1. Install Twist-In Power Grid connected to a class 2 driver, onto back panels of store fixture.
2. Install LEDingEDGE luminaires onto the bottom of the shelf with brackets.
3. Install Twist-In Jumpers to Twist-In Power Grid, then plug the Jumper into the LEDingEDGE luminaire.

Twist-In Power System Features:

Current Capacity: Up to 5 amps

LED Driver Input: 100VAC to 277VAC. Use only UL Listed Class 2 driver.

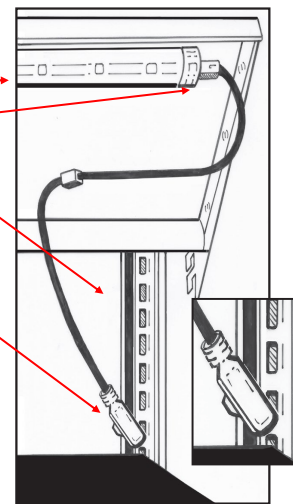

LED Driver Output: 12 or 24VDC

Warranty: 5 year limited warranty from manufacturing defects

Certifications: LEDingEDGE Lighting’s Quality Management System is ISO 9001:2015 certified.

Safety Certifications: NSF approved

Certifications: LEDingEDGE Lighting’s Quality Management System is ISO 9001:2015 certified.



Options:

Volts: 12 or 24 VDC

Twist-In Power Grid Lengths: 48” or 72”

Twist-In Power Grid Colors: Black or White

Twist-In power Grid Mounting Options: screws, tape, magnetic strip

Twist-In Jumper Lengths: 18”, 24”, 30”

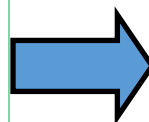
Twist-In Jumper Colors: Black or White

Junction Boxes: 12v, 25w; 12v, 60w; 24v, 25w; 24v, 40w; 24v, 100w

Luminaires: See LEDingEdge luminaire Spec sheets for options available.

Luminaire Brackets: See LEDingEdge luminaire bracket Spec sheet for options available.

Drivers: See LEDingEdge driver SPEC sheets for options available.



See next page for our Twist-In Power Grid, Jumper, Driver and Junction Box Part Numbers and Prices



TIPs Jumpers Part Numbers:

Description	Part Number
18", Twist-In Jumper, Black, Striped End	TIJ-18-B-SE-M
18", Twist-In Jumper, Black, Straight Connector	TIJ-18-B-ST-M
18", Twist-In Jumper, White, Striped End	TIJ-18-W-SE-M
18", Twist-In Jumper, White, Straight Connector	TIJ-18-W-ST-M
24", Twist-In Jumper, Black, Striped End	TIJ-24-B-SE-M
24", Twist-In Jumper, Black, Straight Connector	TIJ-24-B-ST-M
24", Twist-In, Jumper, White, Striped End	TIJ-24-W-SE-M
24", Twist-In, Jumper, White, Straight Connector	TIJ-24-W-ST-M
30", Twist-In Jumper, Black, Striped End	TIJ-30=B-SE-M
30", Twist-In Jumper, Black, Straight Connector	TIJ-30-B-ST-M
30", Twist-In, Jumper, White, Striped End	TIJ-30-W-SE-M
30", Twist-In Jumper, White, Straight Connector	TIJ-30-W-ST-M

TIPs Power Grid Part Numbers:

Description	Part Number
4 Foot Power Grid, Black	TIPG-4-B
4 Foot Power Grid, White	TIPG-4-W
6 Foot Power Grid, Black	TIPG-6-B
6 Foot Power Grid, White	TIPG-6-W

12V Class 2 Driver Part Numbers:

Description	Part Number
12V 6w Driver, 6' cable with 2+/2- Terminal Block	SLT6-700ILA
12V 36w Driver, 6' cable with 2+/2- Terminal lock	SLD36-12V-A
12V 60w Driver, 6' cable with 2+/2-Terminal Block	SLT60-12VL-IA

24V Class 2 Driver Part Numbers:

Description	Part Number
24V 6w Driver, 6' cable with 2+/2- Terminal Block	SLT6-350ILA
24V 40w Driver, 6' cable with 2+/2- Terminal Block	SLD40-24VL-US-A
24V 75w Driver, 6' cable with 2+/2- Terminal Block	SLT75-24VL-2A
24V 96w Driver, 6' cable with 2+/2- Terminal Block	SLA96-24VC-UNI-A

Junction Box Part Numbers:

Description	Part Number
25w Driver, 6" cable with Female Connector	MPI-LPV-25w-12v
60w Driver, 6" cable with Female Connector	MPI-LPV-60w-12v
25w Driver, 6" cable with Female Connector	MPI-LPF-25w-24v
40w Driver, 6" cable with Female Connector	MPI-LPF-40w-24v
100w Driver, 6" cable with Female Connector	MPI-PLN-100w-24v